

# Set-up Stations

## Mobile Stainless Steel



Model 98608  
(Shown in Pewter  
Brush finish)



Compartment for touchscreen terminal has clear top shield for protection from elements.

### Add Organization And Enhance The Appearance Of Dining Areas

#### Benefits


- ▼ Add attractive service functionality to patios and indoor dining areas
- ▼ Easy mobility to provide dining room flexibility

#### Features

- ▼ Stainless steel welded construction
- ▼ Choice of stainless steel or laminate exterior finishes
- ▼ Shielded compartment for touchscreen terminal
- ▼ Utility drawers hold flatware and other set-up items
- ▼ Open and concealed storage for supplies and computer terminal

#### Casters

- ▼ All-swivel 5" cushion tread



Open compartment option  
(door removed)

#### Specifications:

Unit shall be of welded stainless steel construction and shall have 20-gauge sides and 18-gauge top and doors. Lower compartment floors shall be 18-gauge stainless steel. Lower compartments shall have three sets of height-adjustable (1" increment) universal ledges. Upper right open compartment shall feature a clear plexiglass top shield to house a computer terminal and provide protection from elements. Hinged lower compartment doors shall have recessed paddle latch. 5" all-swivel casters with cushion tread wheels shall be recessed/hidden and shall be fastened to a galvanized steel dolly frame for extra strength.

Spec. # \_\_\_\_\_

AIA # \_\_\_\_\_



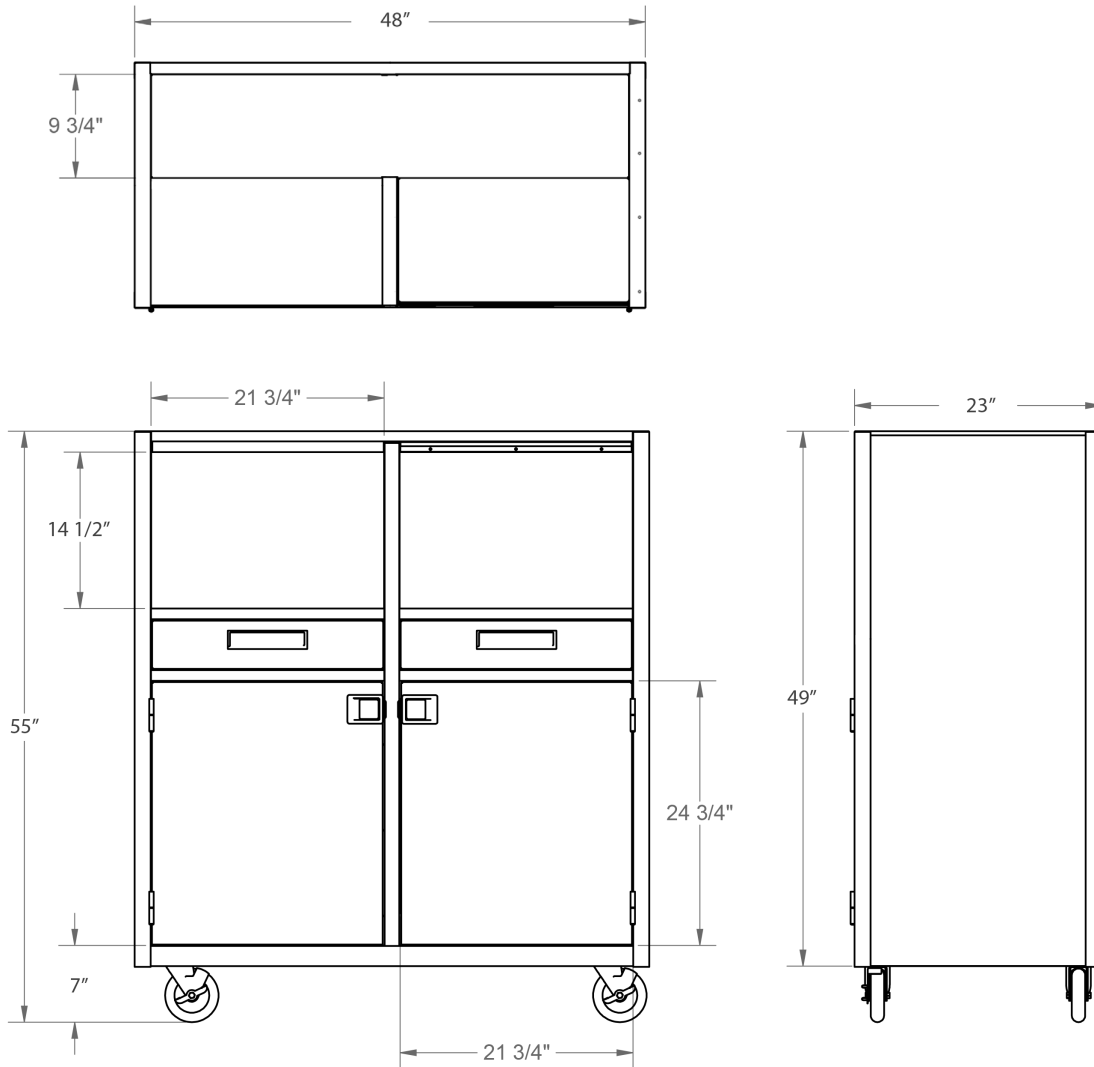
Geneva Designs, LLC

4900 West Electric Avenue • West Milwaukee, WI 53219 U.S.A.

800-870-2779 • 414-902-6400 • Fax 414-902-6446 • www.genevadesignsllc.com

# Set-up Stations

## Mobile Stainless Steel



Spec. #


AIA #

### Product Information:

Model	Overall Size			Top Compartment (R)			Top Compartment (L)			Lower Compartments			Exterior Finish	Case Wt. Lbs. (Kg)
	W	D	H	W	D	H	W	D	H	W	D	H		
98608	48"	23"	55"	21 <sup>3</sup> / <sub>4</sub> "	22 <sup>1</sup> / <sub>4</sub> "	14 <sup>1</sup> / <sub>2</sub> "	21 <sup>3</sup> / <sub>4</sub> "	22 <sup>1</sup> / <sub>4</sub> "	14 <sup>1</sup> / <sub>2</sub> "	21 <sup>3</sup> / <sub>4</sub> "	21 <sup>3</sup> / <sub>4</sub> "	24 <sup>3</sup> / <sub>4</sub> "	Laminate	396 (180)
	(1219)	(584)	(1397)	(552)	(565)	(368)	(552)	(565)	(368)	(552)	(552)	(629)		

Dimensions in ( ) denote metric millimeters, unless otherwise noted.

### Available Laminate Finishes



### Options:

- Leveling feet (in place of casters)
- 6" wide tread casters
- Open lower compartment(s)
- Custom laminate finish



Geneva Designs, LLC

4900 West Electric Avenue • West Milwaukee, WI 53219 U.S.A.

800-870-2779 • 414-902-6400 • Fax 414-902-6446 • www.genevadesignsllc.com